



District Report Card: 2017


State: Jharkhand	District: Saraikela-kharsawan
Class: 5	Subject: Language
Schools: 60	Students: 832


Participation/Coverage


Students

<div>GENDER</div> <div></div>	Boys		Girls	
	Number	%	Number	%
	404	48.56	428	51.44

<div>AREA</div> <div></div>	Rural		Urban	
	Number	%	Number	%
	710	85.34	122	14.66

<div>CATEGORY</div> <div></div>	SC		ST		OBC		GEN	
	Number	%	Number	%	Number	%	Number	%
	91	10.94	383	46.03	348	41.83	10	1.20

<div>CWSN</div> <div></div>	LD	VI	HI	S&LD	ID	Oth
	0	1	0	1	0	1

<div>Management</div> <div></div>	Government		Government-aided	
	Number	%	Number	%
	832	100.00	0	0.00

Average Performance of Students in Language (%)

Overall	Gender		Area		Management		Social Group			
	Male	Female	Rural	Urban	Govt.	Aided	SC	ST	OBC	GEN
61.54	62.71	60.44	61.60	61.20	61.54	0.00	54.43	62.72	62.20	58.00

Performance on Learning Outcomes (LOs)

Learning Outcomes	Description	Average Performance(%)
L504	Reads and comprehends independently storybooks, news items/ headlines, advertisements etc.	55.67
L508	Reads text with comprehension, locates details and sequence of events	64.47

Range of Performance of Students who Answered Correctly							
Below 30%		30% - 50%		50% - 75%		Above 75%	
Number	%	Number	%	Number	%	Number	%
57	6.85	160	19.23	414	49.76	201	24.16

Lowest Performing Learning Outcomes (LOs)

- 1 - Reads and comprehends independently storybooks, news items/ headlines, advertisements etc. (55.67)
- 2 - Reads text with comprehension, locates details and sequence of events (64.47)